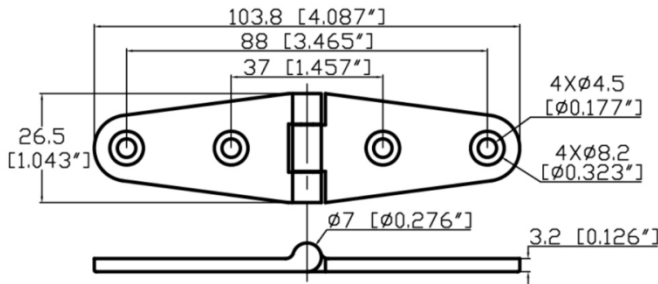


GM-SH Stainless Steel 316 Strap Hinge

Material

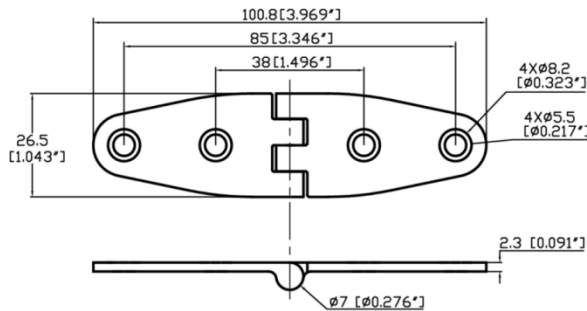
- Stainless steel 316

Cast, Barrel Up Style



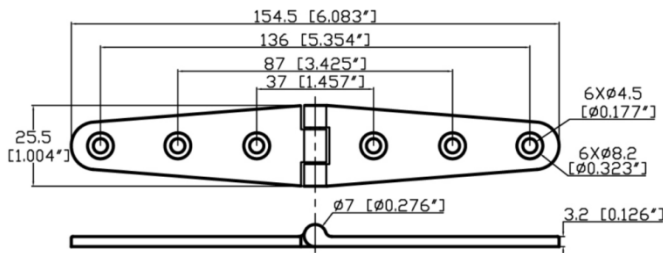
Part No.	Dimensions	Screw Size
GM-SH-I936641	26.5 x 103.8	#8 or M4

Cast, Barrel Down Style



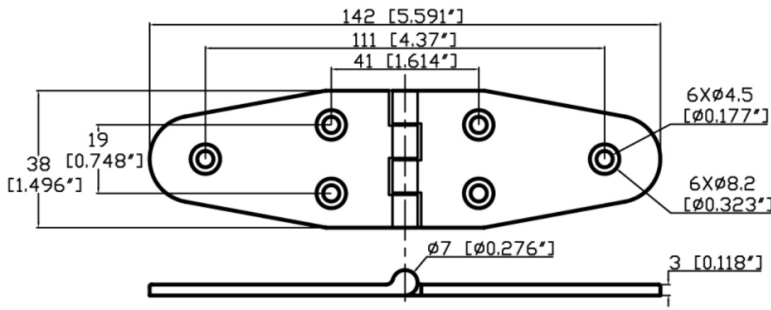
Part No.	Dimensions	Screw Size
GM-SH-I936603	26.5 x 100.8	#8 or M4

Cast, Barrel Up Style



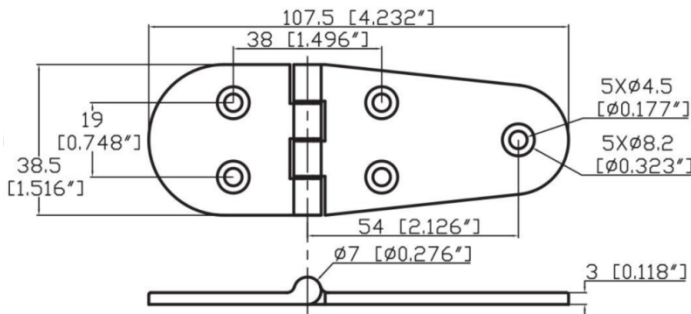
Part No.	Dimensions	Screw Size
GM-SH-I936643	25.5 x 154.5	#8 or M4

Cast, Barrel Up Style



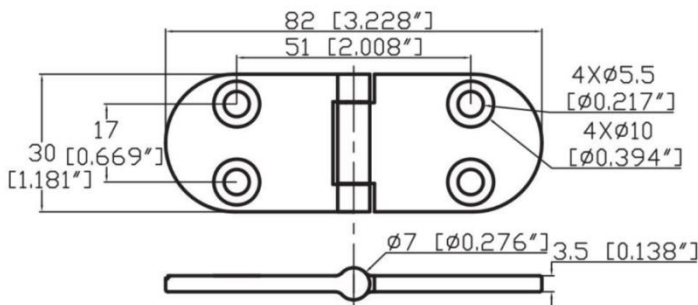
Part No.	Dimensions	Screw Size
GM-SH-I936647	38 x 142	#8 or M4

Cast, Barrel Up Style



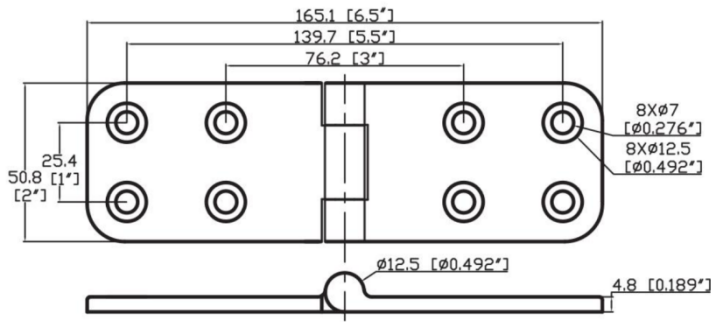
Part No.	Dimensions	Screw Size
GM-SH-I936646	38.5 x 107.5	#8 or M4

Cast, Barrel Up Style



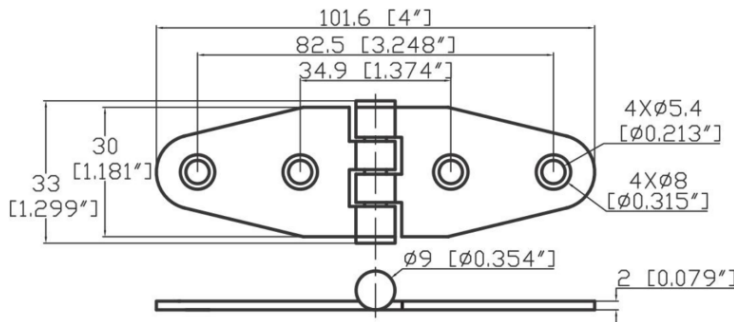
Part No.	Dimensions	Screw Size
GM-SH-J424531	30 x 82	#10 or M5

Cast, Barrel Up Style



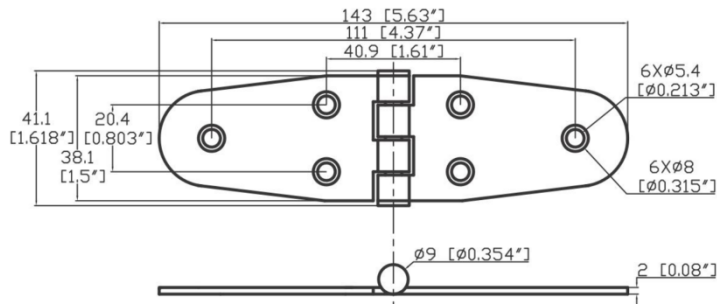
Part No.	Dimensions	Screw Size
GM-SH-J424540	50.8 x 165.1	1/4" or M6

Stamped, Barrel Up Style



Part No.	Dimensions	Screw Size
GM-SH-J022310	30 x 101.6	#8 or M4

Stamped, Barrel Up Style



Part No.	Dimensions	Screw Size
GM-SH-J022311	38.1 x 143	#8 or M4

Stamped, Barrel Up Style



Part No.	Dimensions	Screw Size
GM-SH-J022315	38.1 x 178	#8 or M4